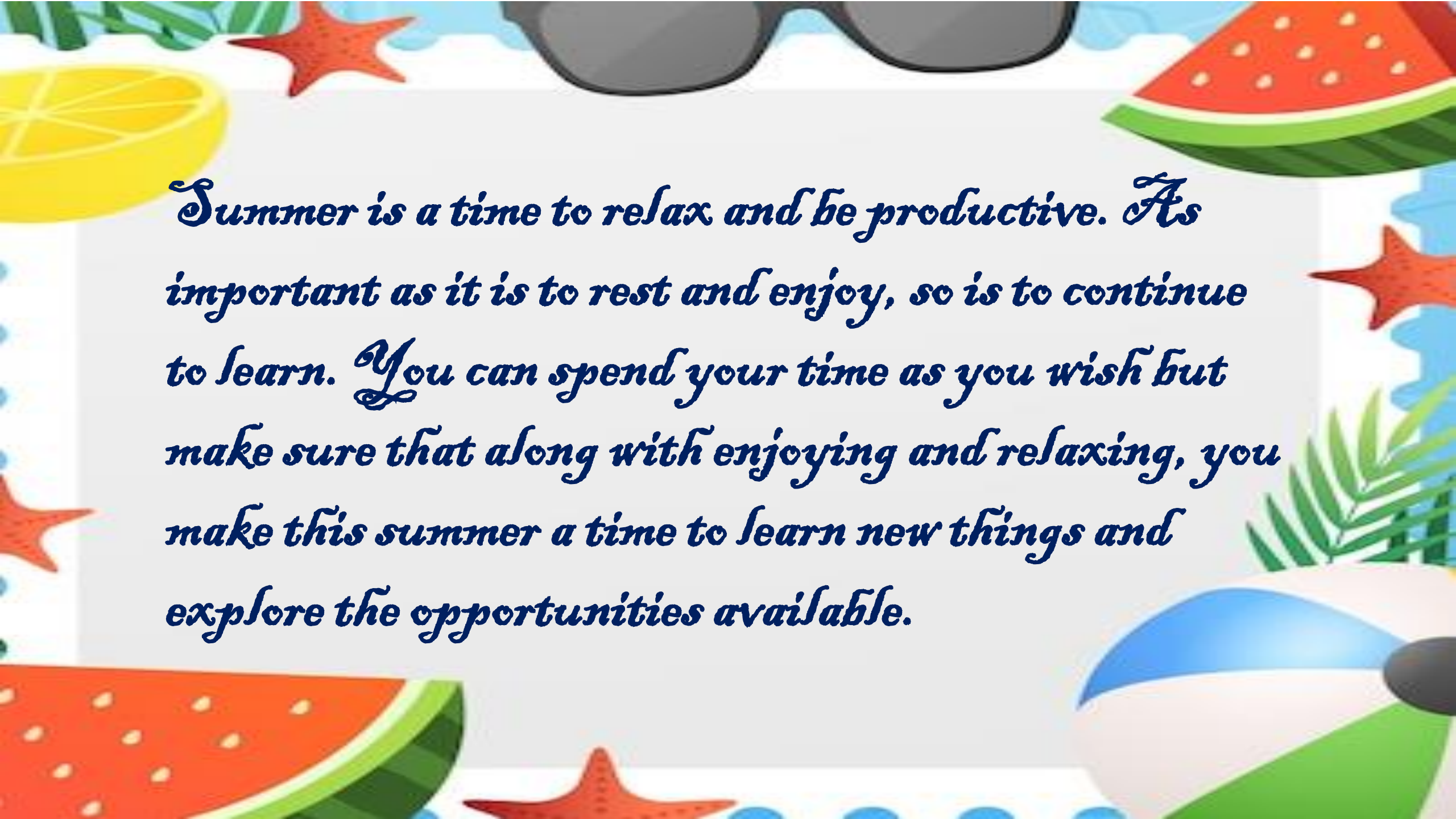


A vibrant, cartoon-style illustration of a beach scene. In the center, a large white oval with a gold border contains the text 'SUMMER HOLIDAY HOMEWORK' in bold blue letters. The background features a bright blue sky with white clouds, palm trees, and a blue ocean with white waves. Various beach items are scattered around: a red and yellow striped umbrella, a red and white striped umbrella, a red suitcase, a red starfish, a blue seashell, a green and white seashell, a red and white lifebuoy, and a colorful beach ball. The entire scene is set on a small patch of brown sand.

**SUMMER
HOLIDAY
HOMEWORK**



**ARMY PUBLIC SCHOOL
AHMEDNAGAR
GRADE 1**

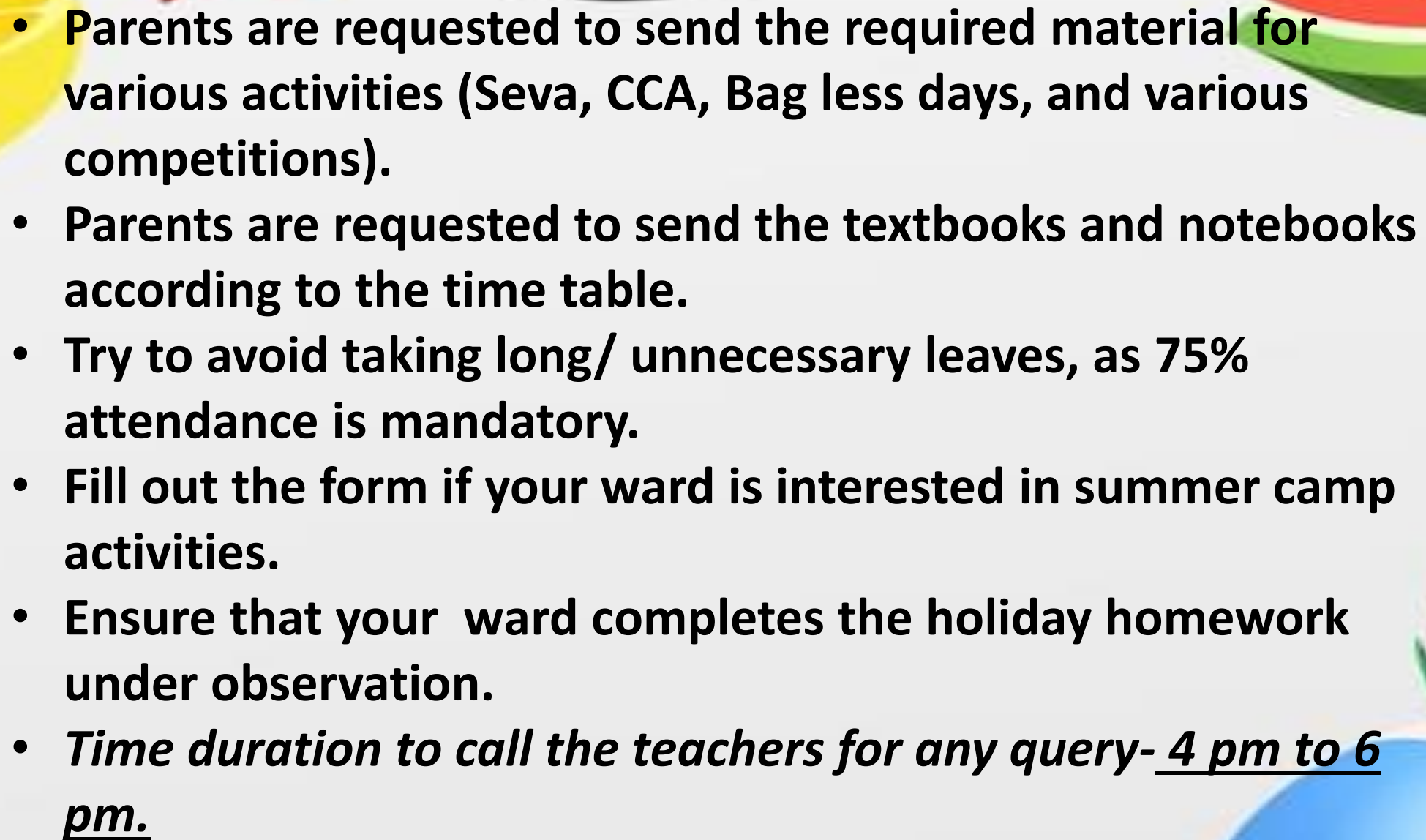
The background is a vibrant, cartoon-style illustration of a beach scene. At the top center, a pair of dark sunglasses is shown. To the left, there's a bright yellow lemon slice. To the right, a slice of red watermelon with green rind is visible. The background is decorated with several orange starfish and green palm fronds. At the bottom, there's a blue and white beach umbrella and another slice of watermelon. The overall theme is a bright, sunny summer day.

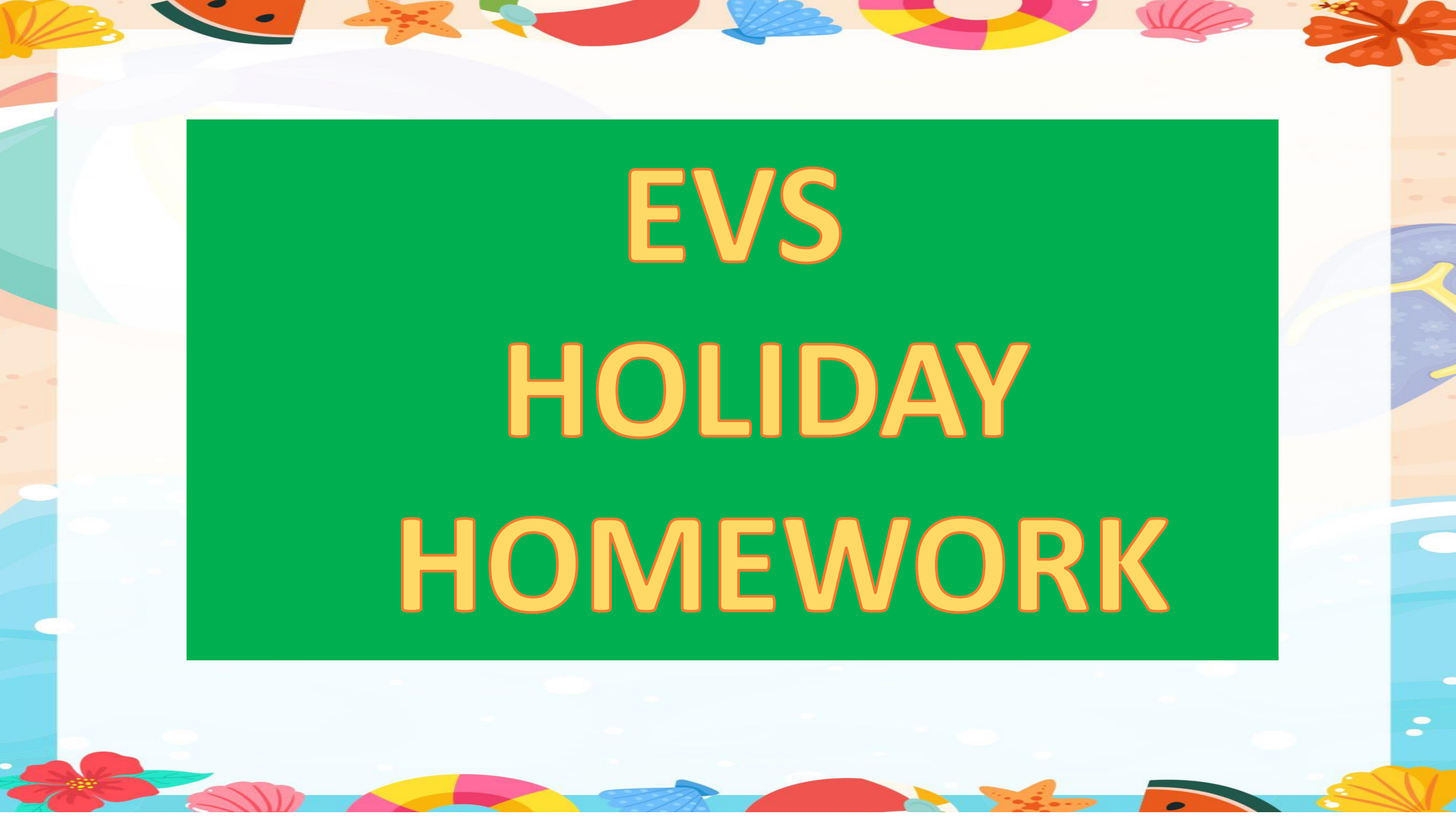
Summer is a time to relax and be productive. As important as it is to rest and enjoy, so is to continue to learn. You can spend your time as you wish but make sure that along with enjoying and relaxing, you make this summer a time to learn new things and explore the opportunities available.



KEY POINTS

- **Students shall come to school on time and wear the uniform according to the days allotted.**
- **Uniform of the child should be neat, clean and properly ironed.**
- ***Submit the activities and projects on time.***
- ***Make a folder(portfolio), to preserve all the activities/ projects done in the current academic year (2024- 25). This portfolio carries marks, that will be given at the end of the session.***

- 
- Parents are requested to send the required material for various activities (Seva, CCA, Bag less days, and various competitions).
 - Parents are requested to send the textbooks and notebooks according to the time table.
 - Try to avoid taking long/ unnecessary leaves, as 75% attendance is mandatory.
 - Fill out the form if your ward is interested in summer camp activities.
 - Ensure that your ward completes the holiday homework under observation.
 - *Time duration to call the teachers for any query- 4 pm to 6 pm.*



EVS HOLIDAY HOMEWORK

Summer Vacation is synonymous with fun, frolic, getting up late in the morning, playing for longer hours with friends, going for picnics, exploring new places and watching fun filled shows on television.



But this is the time to take care of your health from the burning sun by doing regular exercises and yoga

ACTIVITY 1

“Where Every Move Counts, Every Step Shapes”

Days	YOGA	EXERCISE
Day 1	✓	
Day 2		✓
Day 3		
Day 4	✓	
Day 5		
Day 6		✓
Day 7		✓
Day 8	✓	
Day 9		
Day 10	✓	

- Learners will make a table on A4 sheet paper with the following titles: Days yoga exercise.
- Learners will do any one of the above activity everyday and maintain the record in the table by selecting the correct column.

<https://youtu.be/FB5-7tliX-l?feature=shared>

Assessment link


<https://forms.gle/98YH3yRbPDMSPJDJ9>





ACTIVITY 2


Have you tried the yummy mango shake???!!!


This summer try to make mango shake with the help of your mother and write the recipe of it in the boxes given below. It can be a mocktail or a desert also.


Step 1 : 


Step 2 : 

Step 3 : 

Step 4 : 

Step 5 : 







ENGLISH HOLIDAY HOMEWORK

ACTIVITY 1

Recite the given poem with proper pronunciation and voice modulation.

A Little Turtle

I am a little turtle
I crawl so slow,
I carry my house
Wherever I go.
When I get tired
I put in my head,
My legs and my tail
And I go to bed.



This is ME!

This is me,
From my head to my toes.
I have two eyes,
And one little nose.
I can wiggle my ears,
And stomp my feet.
From my head to my toes,
I'm pretty neat!



ACTIVITY 2

Read the given stories with proper pronunciation from the application and share the screenshot to the teacher.



Chicken Little Finding Dad

[Story Application link](https://play.google.com/store/apps/details?id=com.cbsefreadom)

<https://play.google.com/store/apps/details?id=com.cbsefreadom>

ACTIVITY 3



Didi's Scooty

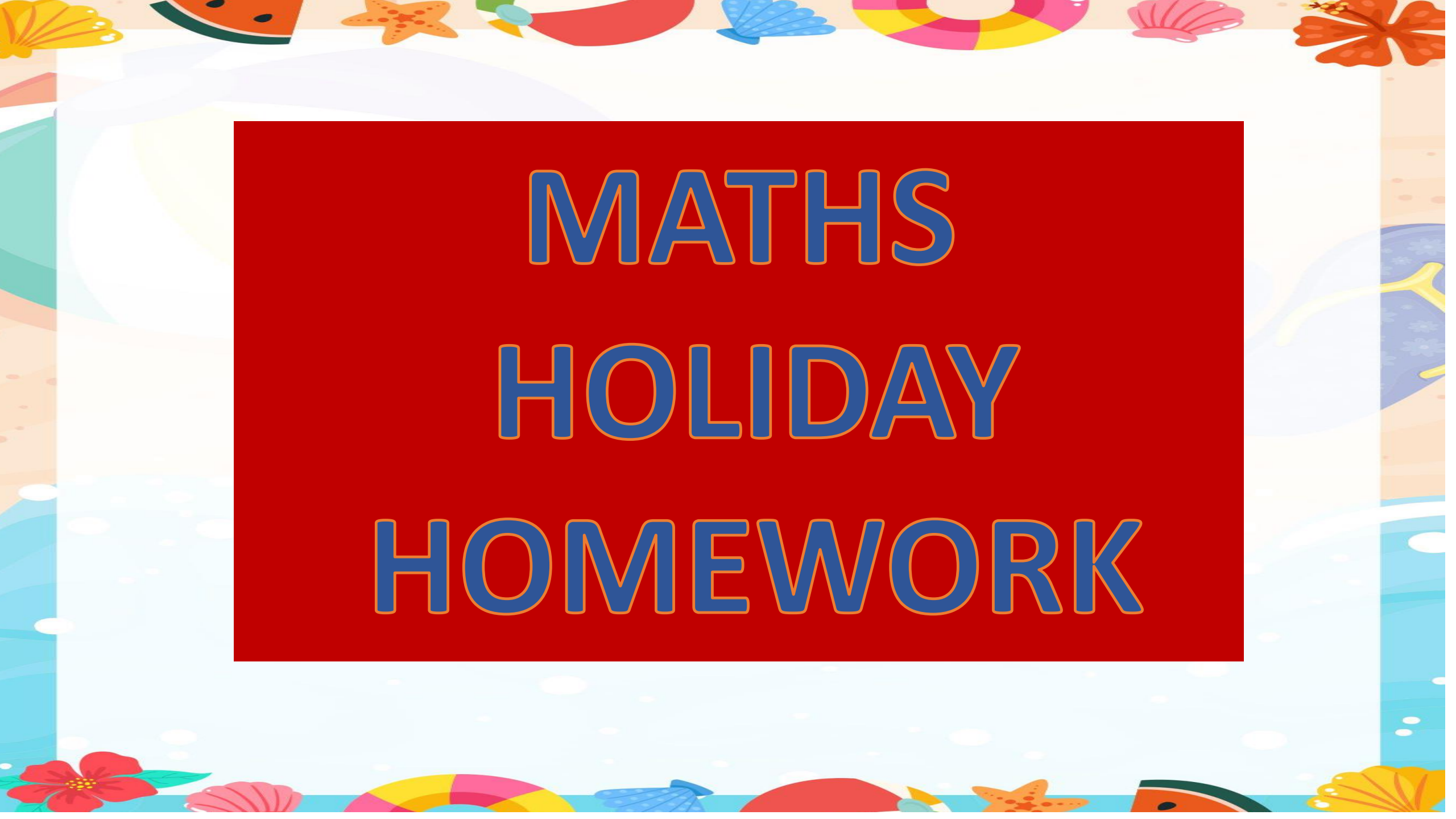
➤ Solve the quiz after the story.

ACTIVITY 4



It's All The Cat's Fault!

➤ **Solve the quiz after the story.**


The image features a vibrant, cartoon-style background of a beach scene. At the top, there is a decorative border with various summer items: a yellow butterfly, a slice of watermelon, an orange starfish, a red beach umbrella, a blue beach umbrella, a colorful lifebuoy, a pink seashell, and an orange hibiscus flower. The background shows a bright sun in a blue sky, a sandy beach, and blue waves with white foam. In the center, a large red rectangle contains the text "MATHS HOLIDAY HOMEWORK" in a bold, blue, sans-serif font with a yellow outline. At the bottom, another decorative border includes a red hibiscus flower, a pink seashell, a colorful lifebuoy, a blue beach umbrella, a red beach umbrella, an orange starfish, and a slice of watermelon.

MATHS HOLIDAY HOMEWORK

PROJECT 1

- 1. ADDITION GAME Skills Developed - Gross motor Skills, Social skills, Thinking skills, Cognitive skills. Practice makes perfect and we know that it's true when it comes to math. So, let's practice addition with this fun "Paper Plate Addition Game".**
- 2. This fine motor Math facts activity is a hands-on way for kids to practice Addition. It's so easy to set up and lots of fun.**
- 3. Material required –Paper Plate, Buttons, black marker and dice. How to make – Use black marker to draw a line across the centre of your plate. Next draw a line to divide the top half again. See the image for an illustration. Write a Plus sign between top parts .**

4. How to Play – Roll one dice, place that number of buttons in the first section of your plate. Roll the dice again. Place that number of buttons in the second section. Add the two sections together and put the correct number of buttons in the bottom half of the plate. Remove the buttons and play again.



ACTIVITY 2

Missing numbers-

Students will make a grid with 10 columns and 5 rows on half a chart paper so that they can write counting from 1-50 in it. 2.

Parents will write few numbers in the grid and the missing numbers students will write. Then students will do the tasks as mentioned below.

1. Colour the square of your birthday date in blue.
2. Colour the square of your age in yellow.
3. Colour the square of your mothers age in pink.
4. Colour the square which gives the answer to this sum in $3+8= ?$ red.
5. Colour the square which gives the answer to this sum in $9-2= ?$ in orange.
6. Colour the square which shows the number of fingers you have in green.

7. Colour the square which shows the number of alphabtes in English language in purple


8. Colour the square which shows a dozen in grey.

9. Colour the square which shows the number of summer holidays you have in brown.

10. Colour the square which shows the number of chapters in your Hindi Gunjan book in sky blue.

		3			6			9	
	12			15			18		
21			24			27			30
		33			36			39	
	42			45			48		

	4		8	
12		16		20
	24		28	
32		36		49
	44		48	



HINDI HOLIDAY HOMEWORK

ACTIVITY 1

नीचे लिखी कविता याद कीजिए व अपनी एक एक्शन के साथ कविता सुनते हुए विडियो रिकॉर्ड कीजिए तथा अपनी अध्यापिका को भेजिए। (श्रवण-भाषण भाषायी कौशल)



19. चार चने

पैसा पास होता तो चार चने लाते,
चार में से एक चना तोते को खिलाते।
तोते को खिलाते तो टॉय-टॉय गाता,
टॉय-टॉय गाता तो बड़ा मज़ा आता।



पैसा पास होता तो चार चने लाते,
चार में से एक चना घोड़े को खिलाते।
घोड़े को खिलाते तो पीठ पर बिठाता,
पीठ पर बिठाता तो बड़ा मज़ा आता।

पैसा पास होता तो चार चने लाते,
चार में से एक चना चूहे को खिलाते।
चूहे को खिलाते तो दाँत टूट जाता,
दाँत टूट जाता तो बड़ा मज़ा आता।



छुट्टी नहीं मनाते

सूरज जी, तुम इतनी जल्दी क्यों आ जाते हो?
आपको नींद नहीं आती है
तेज रोशनी देकर हमको नींद से जागते हो?
सूरज जी, तुम इतनी जल्दी क्यों आ जाते हो?
कब सोते हो, कब जागते हो
कहाँ नहाते, कहाँ धोते हो
कैसे झटपट तैयार हो जाते
जैसे ऑफिस जाना हो तुमको
सूरज जी, तुम इतनी जल्दी क्यों आ जाते हो?
रविवार ऑफिस बंद रहता है
पापा का अखबार भी कभी कभी नहीं आता है
तुम ही हो बस जो
कभी छुट्टी नहीं मानते हो
सूरज जी, तुम इतनी जल्दी क्यों आ जाते हो?



ACTIVITY 2

दी गई कहानी को ध्यानपूर्वक सुनेगे और पढेंगे ।



HINDI - LEVEL 1

खोया पाया

Sukhada Rahalkar

Sukhada Rahalkar

Poonam S. Kudesia

<https://storyweaver.org.in/stories/show-in-iframe/357-khoya-paaya?>

छात्र खोया और पाया पर अपना अनुभव कक्षा में साझा करेंगे।

ACTIVITY 3

दी गई कहानी को ध्यानपूर्वक सुनेगे ,पढेंगे और समझेंगे ।



<https://storyweaver.org.in/hi/stories/15507-tap-tap-tapak>

विद्यार्थी कहानी में से किसी एक जानवर को चुनकर उसका मास्क बनाएँगे और उस जानवर की आवाज़ निकालेंगे तथा उसके बारे 3 से 4 वाक्य बोलेंगे।

Note- Record a short video of 1 minute.

ACTIVITY 4

दी गई कहानी को ध्यानपूर्वक सुनेगे ,पढेंगे और गूगल फॉर्म में प्रश्नों के उत्तर हल करेंगे।



HINDI - LEVEL 1

छुक-छुक-छक

Vinita Krishna

<https://storyweaver.org.in/en/stories/101-chhuk-chhuk-chhak>

गूगल फॉर्म लिंक

<https://forms.gle/RLbSMDfsHcbkVkhy7>



Sewa Activity

Student will speak about any 5 experience of how they helped someone around them during the holiday .(Parents ,Grandparents , siblings , animals, birds etc).



Thank You